



Children's Safety  
Network



Education  
Development  
Center

May 3, 2023

2:00 p.m.- 3:00 p.m. ET

# The Child Safety Learning Collaborative: Together We Are Stronger



# Moderators



**Jenny Stern-Carusone**

**CSN Associate Director**



**Clare Grace Jones**

**CSLC Sudden Unexpected  
Infant Death Topic Lead**



**Lauren Gilman**

**CSLC Bullying Prevention  
Topic Lead**

# Funding Sponsor



This project is supported by the Health Resources and Services Administration (HRSA) of the U.S. Department of Health and Human Services (HHS) under the Child and Adolescent Injury and Violence Prevention Resource Centers Cooperative Agreement (U49MC28422) for \$5,000,000 with 0 percent financed with non-governmental sources. This information or content and conclusions are those of the author and should not be construed as the official position or policy of, nor should any endorsements be inferred by HRSA, HHS or the U.S. Government.

# Technical Tips



Join audio via your computer if possible



If you experience audio issues, dial a phone number found in the Zoom invitation and **mute computer speakers**



You are muted



Use the Q/A button found at the bottom of your screen to ask questions at any time



This session is being recorded



Click the more (•••) icon, then the Captions ( **CC** ) icon at the bottom of your screen to turn on automatic captions

# State Presenters



# Webinar Agenda

Overview of The Child  
Safety Learning  
Collaborative (CSLC)

# **Child Safety Learning Collaborative**

**Jenny Stern-Carusone**

**CSN Associate Director/CSLC Lead**

# Advancing the Field of Injury and Violence Prevention



at Education Development Center

National Partnerships



Training and Technical Assistance



Learning Collaboratives



Webinars and Resources





# CSLC Vision and Mission

- **Vision:** All infants, children and adolescents have equitable access to evidence-based resources and strategies that keep them healthy and enable them to reach their full human potential.

**Mission:** Reduce fatal and serious injuries among infants, children and adolescents by supporting Title V agencies to build and improve partnerships and spread child safety practices, especially among the most vulnerable populations.



# Learning Collaborative Time Frame

Cohort 1  
November 2018-  
April 2020

Cohort 2  
May 2020 -  
October 2021

Cohort 3  
November 2021-  
April 2023

# Features of our Learning Collaborative



Actively engage states in collaborative learning and sharing




Increase states' knowledge and implementation of evidence-based strategies and programs



Support states to create and use a structured improvement process



Targeted technical assistance



Contribute to a common national agenda for child safety



Demonstrate change over five years

# Our Strategy: CSN Framework for Quality Improvement and Innovation in Child Safety

CSLC helps state/jurisdiction teams strengthen these three components



State/jurisdiction teams experience these improvements



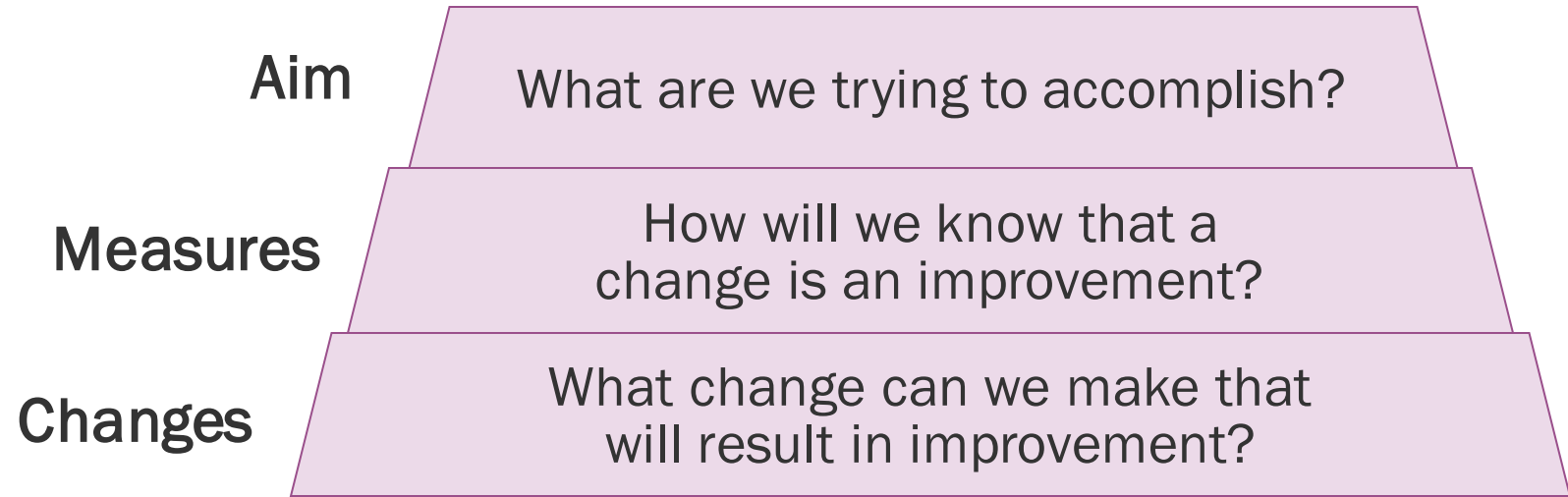
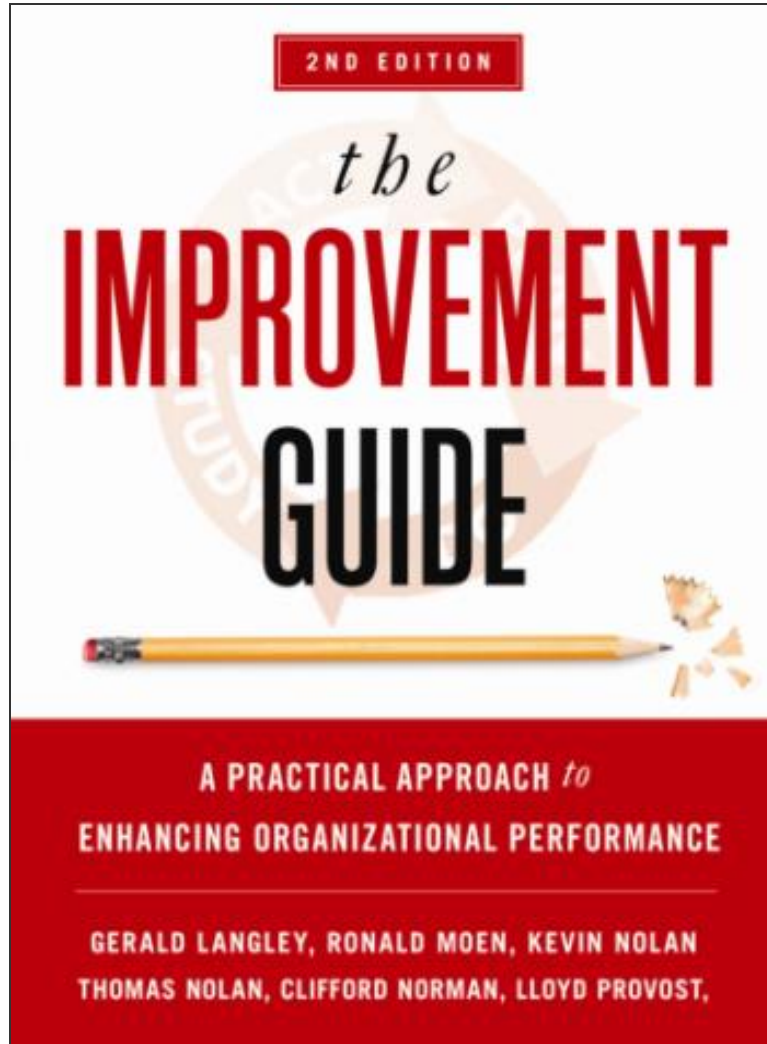
Outputs



Effective state/jurisdiction teams increase child safety



# Model for Improvement



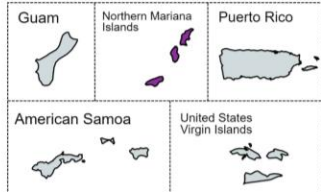
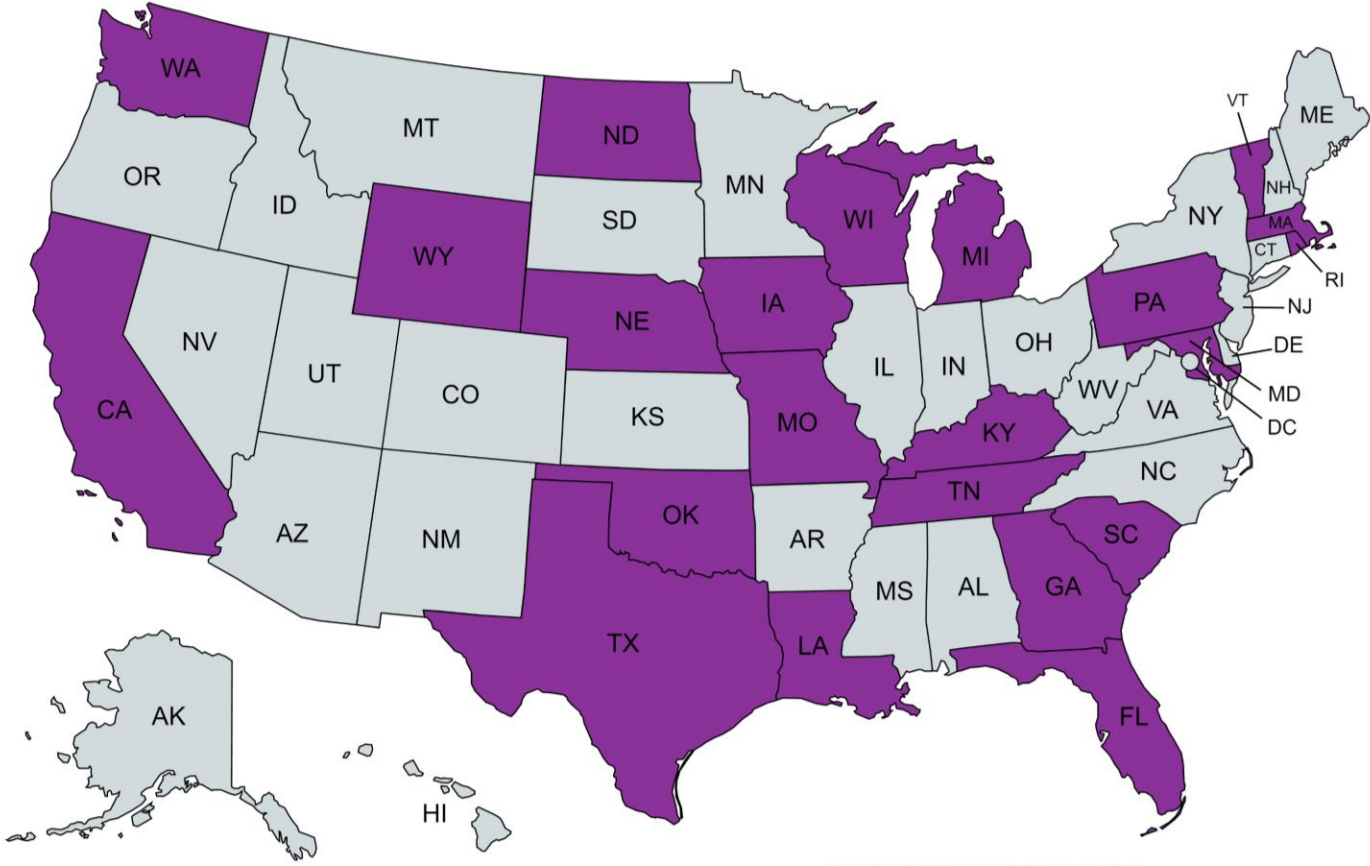
# CSLC Support

The CSLC model provides:

- Strategic focus
  - Topic-specific change packages with evidence-based and evidence-informed strategies
  - Quality improvement tools and approaches
  - Support breaking work into manageable components
- Space for teams to share their challenges and learn from one another
- Relevant training and technical assistance to advance health equity and achieve improvements



# CSLC 2018-2023: 24 States/36 Strategy Teams/5 Topics



Created with mapchart.net



Bullying Prevention



Motor Vehicle Traffic Safety



Sudden Unexpected Infant Death Prevention



Suicide and Self-Harm Prevention



Poisoning Prevention

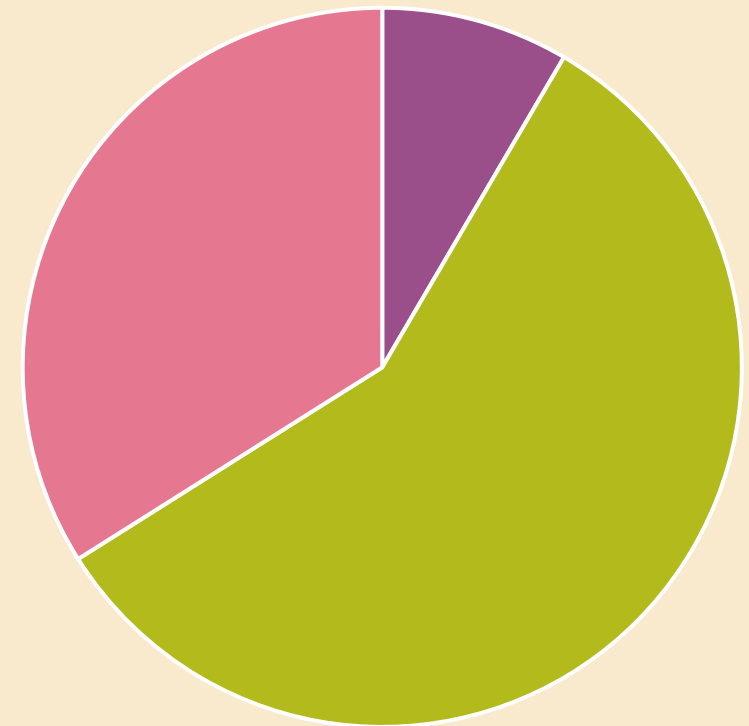
# CSLC Engagement

- 24 states participated in the CSLC
- 89% participated in 2 or more cohorts

We have been engaged with CSN since 2016 with the Child Safety Collaborative Innovation and Improvement Network (CS CoIN) and the CSLC. Each iteration has continued to provide valuable opportunities to learn and build our capacity to carry out prevention work.

- Children's Hospital  
Wisconsin

Number of Cohorts Participated In



■ One cohort ■ Two cohorts ■ Three cohorts



# CSLC Impact

- Results from Cohort 1, published in the peer-reviewed journal, *Injury Prevention*, showed **an average 2.4-fold increase in the spread of evidence-based and evidence-informed child safety strategies and programs**, indicating improvement in child safety systems.
- Throughout the CSLC, 23 of the 24 states reported data, of which **75% showed progress across evidence-based strategies in bullying prevention, motor vehicle traffic safety, poisoning prevention, suicide and self-harm prevention, and SUID prevention.**



# Value of the CSLC: Words From Your Peers

“It really provides a lot of opportunity for peer learning and sharing and to work with others who are doing the same work as you, across the nation. It helps you think about your processes and the things you are doing in a different way”

“Definitely worth the time! Eighteen months initially felt like a long time, but it turns out it isn't that long and the information you receive and the ability to share with your peers is well worth it”

“It has been a catalyst for a lot of other work – the team at the Children's Safety Network is incredibly supportive and take you through a practical approach to performance improvement and learning that can help you start some great work across your state and some wonderful partnerships.”

# Michigan Sudden Unexpected Infant Death Prevention

**Colleen Nelson**

Infant Safe Sleep Program Consultant

Michigan Department of Health and Human  
Services

# Michigan

## Sudden Unexpected Infant Death Prevention

Michigan Department of Health and Human Services

Division of Maternal Infant Health

Infant Safe Sleep Program

[www.michigan.gov/safesleep](http://www.michigan.gov/safesleep)



# Vision

---

Families understand and are supported in following the infant safe sleep guidelines.



## The ABCs of Safe Sleep



**A**lone  
On my **B**ack  
In my **C**rib  
**S**moke-Free Environment

# Vision

---

*Zero preventable deaths  
Zero health disparities*



# Why

## A MICHIGAN BABY DIES EVERY 2 - 3 DAYS DUE TO SLEEP-RELATED CAUSES.

**Most sleep-related deaths are preventable** and are the leading cause of death among infants 1 month to 1 year of age. If all sleep-related deaths were prevented, Michigan's infant mortality rate for 2019 would have **decreased by 20%, saving 149 babies.**

**1,436** babies died due to sleep-related causes from 2010-2019.

Sleep-related infant deaths are those where the sleep environment (blankets, pillows, people, pets, etc.) likely contributed.


### **Disparities exist:**

- Black infants are **3.8 times** more likely to die than white infants.
- Preterm infants are **2.5 times** more likely to die than full term infants.
- Low birth weight (weighing less than 5.5 pounds) infants are **2.9 times** more likely to die than infants weighing 5.5 pounds or more.

# Challenges

---

- Families don't always receive education on the safe sleep guidelines.
- They may receive incorrect or conflicting information.
- Families don't always have a safe sleep space for their infant.
- ***Practicing the safe sleep guidelines is hard.***





# Sudden Unexpected Infant Death Prevention Change Package

---

## Strategy Selected

Train first responders (e.g. firefighters, police officers, Emergency Medical Services) in infant safe sleep to enable them to identify and eliminate safe sleep hazards while on emergency calls (e.g., DOSE program)

# Progress

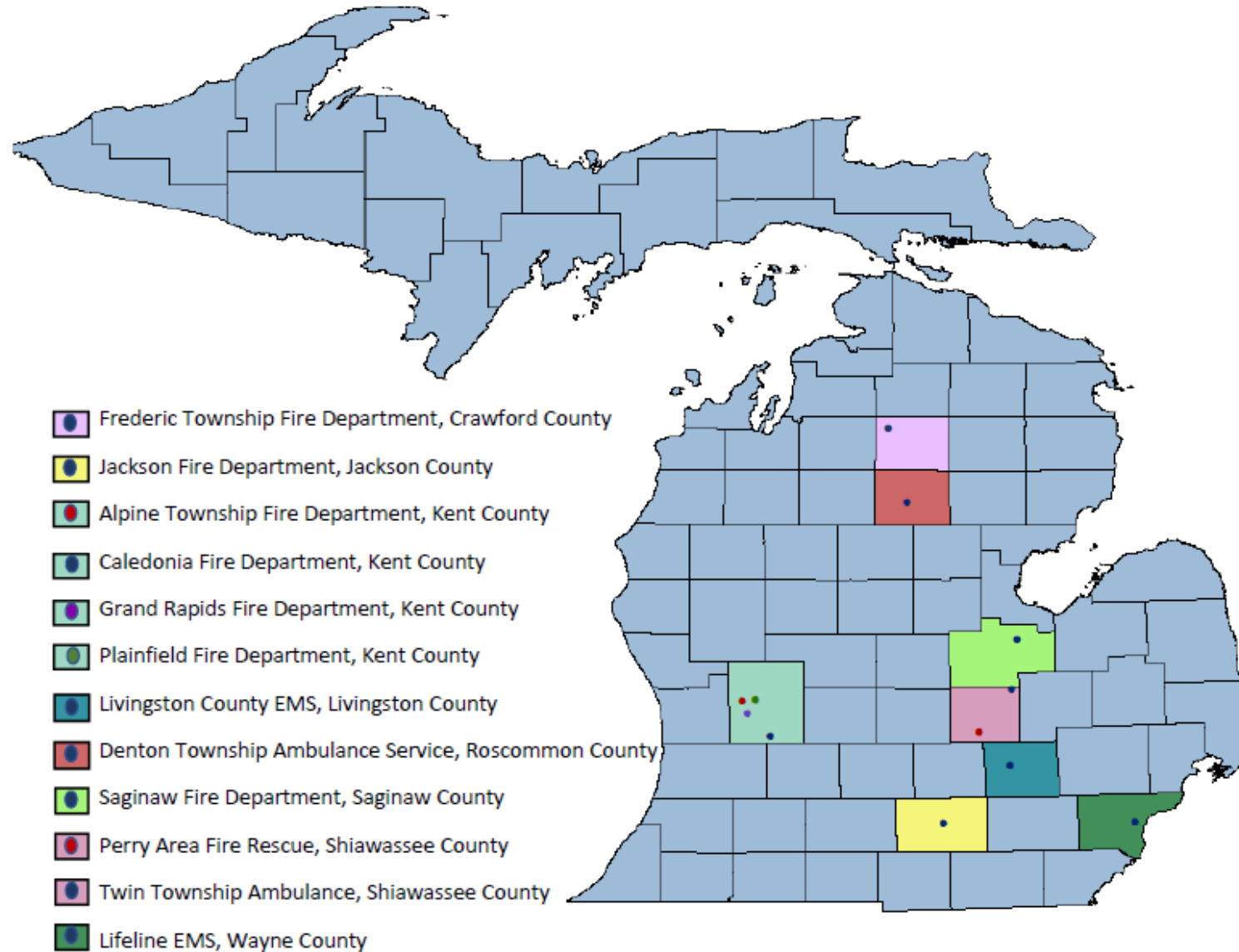
---

- Developed the process for EMS Agencies to become Infant Safe Sleep Certified.
- Launched in July 2022
  - 659 providers have been trained on infant safe sleep
  - 12 EMS Agencies/Fire Departments are Infant Safe Sleep Certified
  - 9 other agencies/departments are enrolled and working to become certified.
  - At least 41 infants reached



Livingston County EMS: Ryan Dennett and Angelia Ragan

# Infant Safe Sleep Certified EMS Agencies and Fire Departments



# Next steps

---

- Continue to recruit and certify EMS agencies and fire departments
- Continue to support Certified EMS Agencies and Fire Departments
- As needed, make adjustments to the program to make sure it is straightforward and that providers have what they need to educate and support families



Frederic Township Fire Department: Captain Brandi Ginnever, Chief Douglas Pratt, and Executive Officer Christin Turner



# **Tennessee Suicide and Self-Harm Prevention**

**LaDonna Merville**

**Suicide Prevention Communication  
Specialist/Grant Coordinator**

# Tennessee Child Safety Learning Collaborative Suicide and Self-Harm Prevention





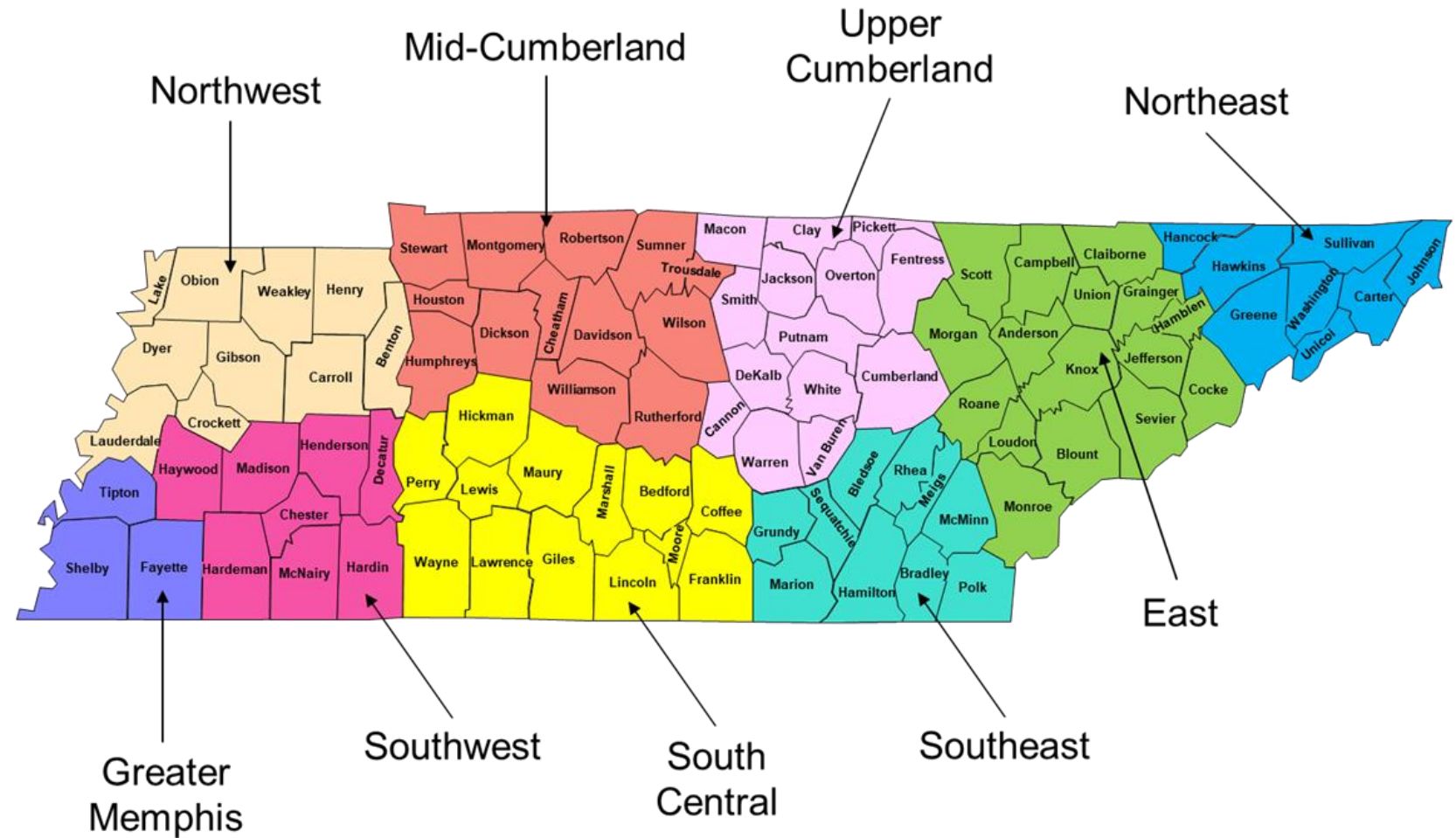
# Tennessee Suicide and Self-Harm Prevention Collaborative Team

# Tennessee Counties and Regions



*"Saving Lives in Tennessee"*

## Tennessee Suicide Prevention Network

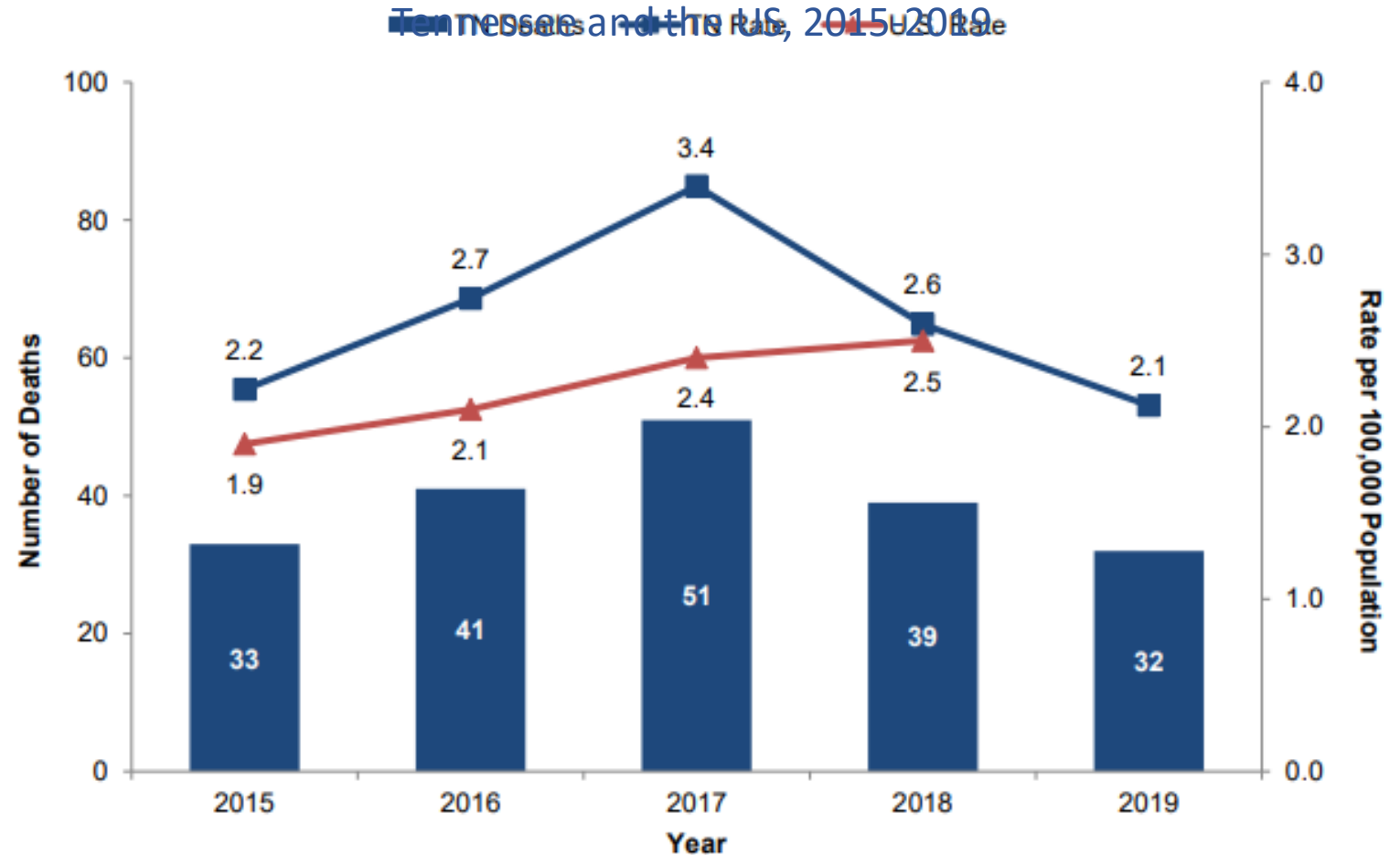




# Youth Suicide in Tennessee

- Suicide is the **3<sup>rd</sup>** leading cause of death for young people (10-24)
- 32 children under 18 years of age died by suicide during 2019; a rate of 2.1 suicides per 100,000 population.

Suicides and Suicide Rates per 100,000 Children Ages 0-17 Years



Data source: Tennessee Department of Health, Child Fatality Review Database System and population estimates based on interpolated data from the U.S. Census's Annual Estimates of the Resident Population.

# Youth Suicide in Tennessee

According to the 2019 Youth Risk Behavior Survey:

- **19.2%** of high school aged children seriously considered attempting suicide.
- **15.4%** of high school aged children planned how they would attempt suicide.
- **8.3%** of high school aged children attempted suicide.
- **3.9%** of high school aged children had a suicide attempt that resulted in an injury that needed treatment

- On average every year in Tennessee, **21,000+ young persons** call the suicide crisis hotline.



# Suicide and Self-Harm Prevention Chosen Strategy

## Common Aim

By April 2023, states and jurisdictions will decrease suicide related fatalities and self-harm related hospitalizations, and emergency department visits by 4% from the November 2018 baselines for children and adolescents ages 10 through 19, through the implementation and spread of evidence-based suicide and self-harm prevention strategies and programs.

## Tennessee's Focus : Strategy Measure 2

### Increase Number of Question, Persuade, Refer(QPR) Gatekeeper Trainings Provided to Youth Impactors

2. Implement and spread **evidence-based gatekeeper training** for health and mental health care providers, school personnel, peers, and home visitors throughout the state or jurisdiction (e.g., Question, Persuade and Refer, Signs of Suicide, etc.)

#### Primary

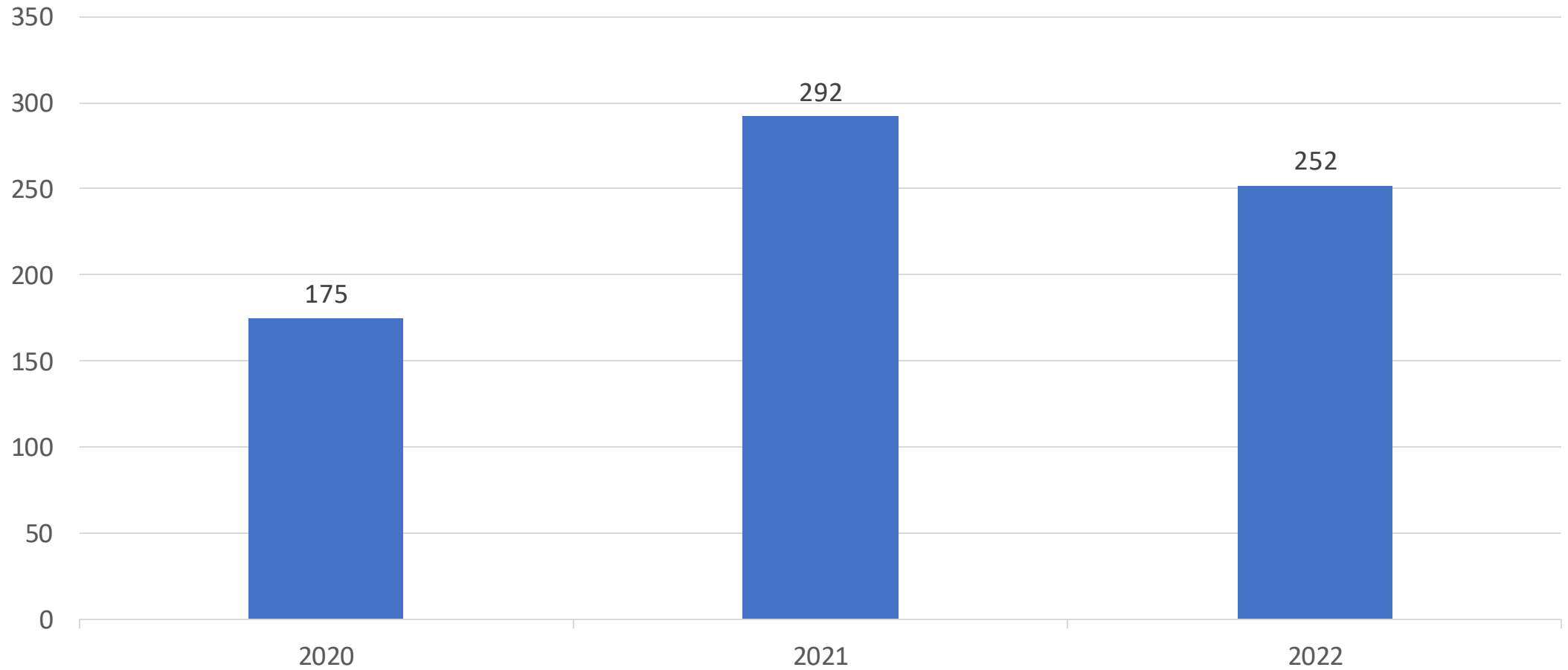
2. Number of schools and organizations providing gatekeeper training

#### Secondary

- 2a. Number of individuals trained
- 2b. Number of children and adolescents reached through the training(s)
- 2c. Number of children and adolescents referred to additional care

# Tennessee

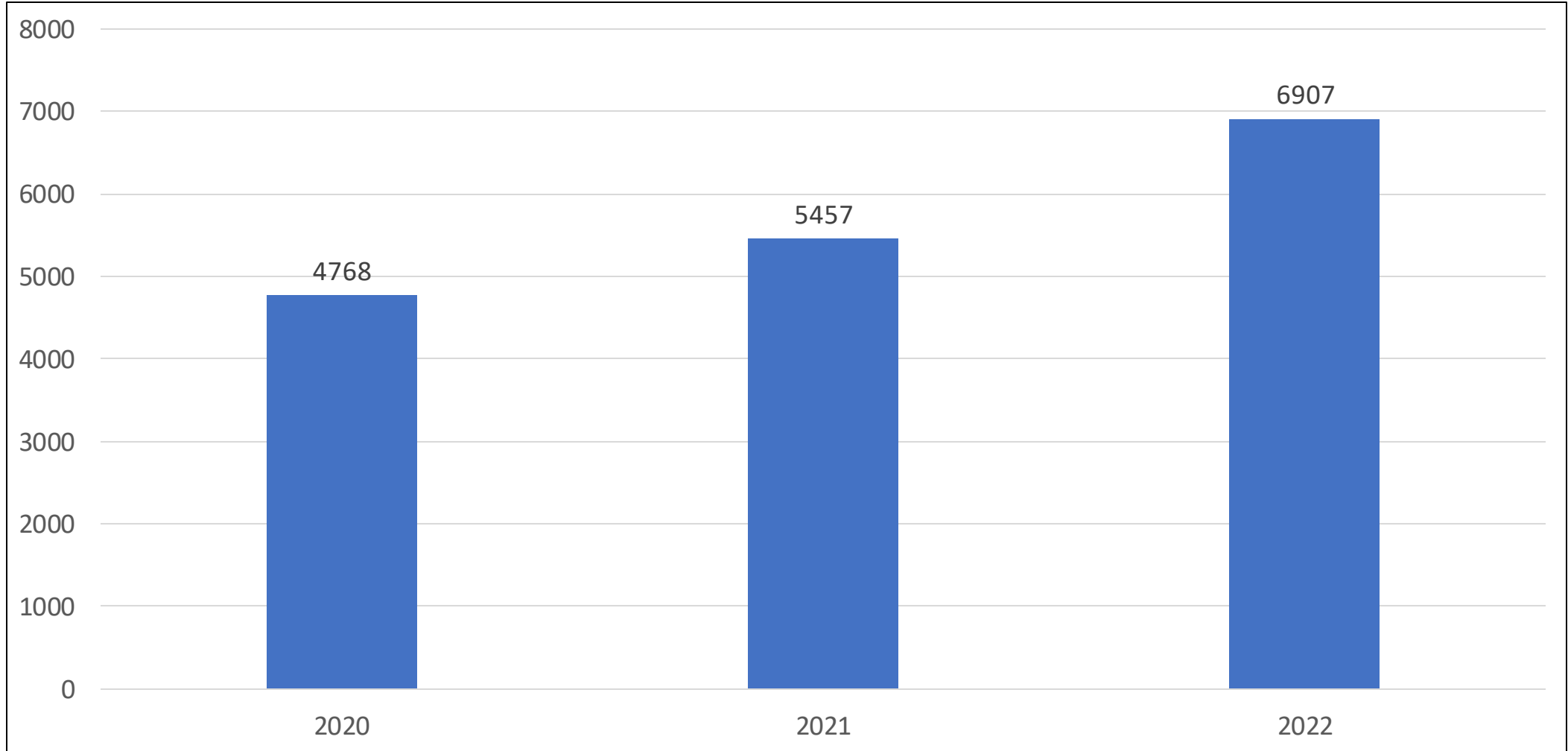
## Total # of QPR Gatekeeper Trainings 2020-2022



Data Source: TN Suicide Prevention Network

# Tennessee

## Total # of Youth Impactors Trained in QPR: 2020 -2022



Data Source: TN Suicide Prevention Network

# ESSENCE Monitoring

ESSENCE Available on the NSSP BioSense Platform

Goal: To Help CDC Improve Data Quality, Efficiency, and Usefulness of Data Collected as Part of the NSSP



**Electronic  
Surveillance  
System for the  
Early  
Notification of  
Community-based  
Epidemics**

# ESSENCE Monitoring

## **Facts About ESSENCE**

**Monitors Trends in Suicidal Behavior/Risk Factors  
(Suicide Attempts, Intentional Self-Harm, and Suicidal Ideation)**

**Provides Alerts for Increases in Suicide-Related ER Visits**

**Offers Current and Timely Provisional ED Data (Not  
Hospitalization Data)**

**Delivers Reassurance that Suicide Behavior has not Occurred**

# ESSENCE Monitoring

- ESSENCE tracks patient chief complaints and discharge diagnoses from 103 (Note: 105 Full Query Period - 100%) emergency departments across the State. Information is received from participating emergency departments within 24 hours of a patient encounter
- Performing weekly monitoring to identify regions/counties seeing increased incidents of suicide-related behavior

---

CC and DD Category (Chief Complaint and Discharge Diagnosis)	SDC Suicide-related v1
Detector (Varies for Time Queries)	Regression/EWMS 1.2



# Suicide-Related ED Data Provided in ESSENCE Alerts



## Available Data

Suicide Related ED Alerts for Children Under 18 and Adult Age Groups: 18-24, 25-44, 45-64, and 65+

Age Groups, Race, Location, and Gender of Patients

Risk Factors for All Ages



## Data Currently Unavailable Due to Release Guidelines

Specific Count of ER Visits in Each County

Any Information with Counts Less than 11 Individuals or Populations Less than 20,000



## Next Steps for Suicide Syndromic Surveillance & Prevention

Increase Identification of Risk Factors

Monthly Reporting and Mapping

Quarterly Data Briefs

# Risk Factors Identified in ESSENCE

- **Individual Risk Factors:** Identifying as gay/transgender, major depressive disorder, anxiety disorder, previous suicide attempts, prescription/non-prescription drug and alcohol misuse, reoccurring mental health issues, agitation/restlessness, criminal problems, gender dysmorphia disorder, hallucinations/hearing voices
- **Relationship Risk Factors:** death of a family member, death of a family member to suicide, not being accepted by the family due to LGBTQ affiliations, threats of harm from family members
- **Community Risk Factors:** Problems at school, disaster-related problems and anxiety (i.e., Covid-19 and lockdown).



# Data to Action

## Action After a County, Metro, or Region Receives an Alert

Internal and external partners will use ESSENCE alerts to help target prevention efforts in near real-time within areas of the state seeing increases of suicide-related behavior. Responses to alerts include spreading awareness of suicide through dissemination of the statewide crisis line and promoting suicide prevention programs and services available across the state.




# Data to Action: ESSENCE Rapid Prevention Response Plans

- Rapid prevention response plans use ESSENCE data to target prevention efforts in areas of the state seeing increases in those presenting to EDs for suicide-related behavior
- More than 225 partners across the state subscribed to receive weekly alerts, resulting in 13 prevention activities reaching 42 individuals and one suicide prevention awareness event reaching 5,000 individuals in 2022.
- Involves cross collaboration with multiple stakeholders
- Working with Tennessee Suicide Prevention Network to
  - Improve Response Plans for the following age groups: Children Under 18 and Adult Age Groups 18 to 24, 25-44, 45-64, and 65+



# Inventory and Gaps in Prevention

- Gaps:<sup>\*</sup>
  - Gaining entry into the mental health care system
  - No insurance coverage
  - High cost of services
  - Stigma
  - Accessing a location where needed health care services are provided
- Opportunities:
  - Increasing public awareness of suicide and resources available to prevent suicide
  - Increasing access to affordable mental health care
  - Promoting effective help-seeking behavior
  - Increased access to treatment services in rural areas



\* Source:

# 2021-2022 Mental Health and Suicide Prevention Resource Directory

- Provides basic information on what to look for, when to act, and who to contact for the various situations that may factor into a mental health emergency/suicidal crisis
- Offers resources and services available across the state, guidance on population groups who are at high risk for suicide, the programs and coalitions working to prevent suicide in our state, & the laws and policies governing Tennessee's suicide prevention efforts



2021-2022

**Mental Health and Suicide Prevention Services**  
Statewide Directory and Resource Information Guide



Photo Credit: Freepik



# TDH 2021-2022 Suicide Prevention Annual Report

- Focuses on data for 2020 and 2021
  - Deaths
  - Suicide attempts and ideation, risk factors
- Includes success stories
  - Syndromic Surveillance
  - Communications
  - Task Force Expansion
- Includes prevention recommendations



**Suicide Prevention in Tennessee**

2021-2022 Annual Report

Tennessee Department of Health | Family Health and Wellness



# Next Steps

- Utilizing TNVDRS data:
  - Data to fill in the gaps around circumstances and risk factors
- ESSENCE Education and Awareness
  - Provide education to hospital, emergency department and community partners on the use of Electronic Surveillance System for the Early Notification of Community-Based Epidemics (ESSENCE) for suicide-related behaviors
  - Improve prevention responses to ESSENCE weekly alerts in rural areas
  - Work with high-risk counties and large workforce organizations to increase suicide prevention activities
- Utilizing results from suicide surveillance study
  - Data to inform recommendations for further refinement and improvement of the ESSENCE action alerts for nonfatal suicide-related outcomes.





# Contact Information



LaDonna Merville  
Suicide Prevention Communication Specialist/Grant Coordinator  
LaDonna.Merville@tn.gov  
615-741-0284  
[www.preventsuicidetn.com](http://www.preventsuicidetn.com)

# Questions and Answers



Please enter your questions in the chat

# Technical Assistance



CSN provides universal TA to Title V agencies, including CSLC participants:

- Annually responded to over 6000 requests for Technical Assistance, reaching over 25,000 individuals.
  - 32 states/jurisdictions received individual TA on a wide variety of topics
  - 41 states/jurisdictions attended STAWs

We are still here for you!  
All Title V agencies are invited to continue to reach out to us for technical assistance.

## Technical Assistance



Please complete this form [to request technical assistance.](#)

# Looking Ahead



[go.edc.org/  
CSNChangePackages](https://go.edc.org/CSNChangePackages)

## Child Passenger Safety Change Package

### Driver Diagram

Primary Driver	Secondary Driver	Change Ideas	Recommended Measures
<b>PD1:</b> Societal Level  Culture of child passenger safety	<b>SD1:</b> Knowledgeable partners and policy makers	<ol style="list-style-type: none"> <li>Educate policymakers about evidence-based components of child passenger safety laws (see GHSA Child Passenger Safety Laws) and programs</li> <li>Partner with communities and organizations to engage and participate in NHTSA's child passenger safety campaigns</li> <li>Implement community-wide information and enhanced enforcement campaigns that utilize mass media and enforcement strategies to convince parents/caregivers to use child safety seats, booster seats, and seat belts</li> <li>Use social media, blogs, and infographics (e.g., WHO multilingual infographics) to increase parents'/caregivers' understanding of child passenger safety</li> </ol>	1, 6, 12
	<b>SD2:</b> Multi-stakeholder partnerships	<ol style="list-style-type: none"> <li>Establish and expand child passenger safety coalitions that involve multiple stakeholders, including health care providers, home visitors, police, EMS, Healthy Start, WIC, health insurers/payers, and community organizations, etc.</li> <li>Engage non-traditional partners (e.g., private sector) in child passenger safety efforts</li> <li>Work with partners on adherence to and enforcement of child passenger safety laws</li> <li>Ensure representation of child passenger safety technicians on Child Fatality Review teams</li> <li>Create or update Memoranda of Understanding (MoUs) between stakeholders to increase clarity regarding roles and responsibilities for child passenger safety</li> <li>Create or update a strategic and operational plan for the state/jurisdiction child passenger safety coalition</li> </ol>	2, 11

# Looking Ahead



CSN received a notice of award from HRSA for 2023 to 2028! Stay tuned for information on how to join the first cohort of our next learning collaborative.

# Exploring the Relationship Between Bullying and Substance Abuse Webinar



Tuesday, May 23 from 2PM – 3PM ET

Register: [go.edc.org/BPSUP](https://go.edc.org/BPSUP)



# Words of Wisdom from CSLC Members

“Make sure you have the capacity to do the work you set out to do.”

“Really learn about your existing programs, resources and the needs you have from the start so that you can set accurate goals and determine the right way to measure your success”

“The key to success is to learn the CQI process and find the one or two key strategies you really want to lift up and improve and focus just on that.”

“Bringing states together who are working on the same issues helps you learn from others. They ask questions you might not be thinking about.”

“Being part of the CSLC helped us think about the voices who might be missing from our conversation and team”

“Break down your work into ‘bite sized’ pieces”

“Figuring out how to define and count the data is always a challenging part of a new project”

# Thank you!

Please fill out our evaluation:



[go.edc.org/CSLCWebinarEvaluation](https://go.edc.org/CSLCWebinarEvaluation)



Jennifer Leonardo  
CSN Director  
[jleonardo@edc.org](mailto:jleonardo@edc.org)



Visit our website:

[www.ChildrensSafetyNetwork.org](http://www.ChildrensSafetyNetwork.org)