

INJURY DISPARITIES: Drug Poisoning Deaths

INJURY DISPARITIES: DRUG POISONING DEATHS



This infographic focuses on the rates (per 100,000) of drug poisoning deaths of adolescents and young adults ages 10-24 from 2014-2016

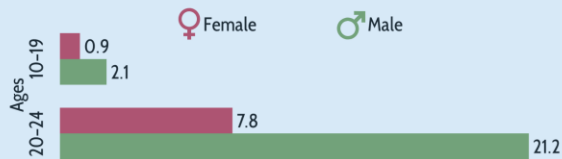


Drug poisoning is an improper use of illicit drugs or medicine that is either prescribed or over-the-counter

BY SEX



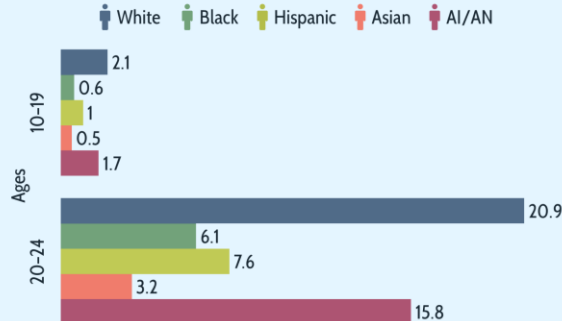
MALES have higher rates of deaths than females



BY RACE/ETHNICITY




WHITES and AMERICAN INDIAN/ALASKAN NATIVES (AI/AN) have the highest rates of deaths



BY LOCATION



URBAN/METRO areas have higher rates of deaths than rural/non-metro areas



MORE INFORMATION

Poison control is available 24/7 at (800) 222-1222

SOURCE: NCHS Vital Statistics System, 2014-2016

For more information, visit: ChildrensSafetyNetwork.org/infographics/drug-disparities

May 2018



This infographic focuses on the rates (per 100,000) of drug poisoning deaths of adolescents and young adults ages 10-24 from 2014-2016

Drug poisoning is an improper use of illicit drugs or medicine that is either prescribed or over-the-counter

BY SEX

Males have higher rates of deaths than females

Table 1. Rates of Drug Poisoning Deaths by Sex, Ages 10-24, 2014-2016

	Age Group	Female	Male
Death Rates	10-19	0.9	2.1
	20-24	7.8	21.2

BY RACE/ETHNICITY

Whites and American Indian/Alaska Natives (AI/AN) have the highest rates of deaths

Table 2. Rates of Drug Poisoning Deaths by Race/Ethnicity, Ages 10-24, 2014-2016

	Age Group	White	Black	Hispanic	Asian	AI/AN
Death Rates	10-19	2.1	0.6	1.0	0.5	1.7
	20-24	20.9	6.1	7.6	3.2	15.8

BY LOCATION

Urban/metro areas have higher rates of deaths than rural/non-metro areas

Table 3. Rates of Drug Poisoning Deaths by Urban-Rural Status, Ages 10-24, 2014-2016

	Age Group	Urban/Metro	Rural/Non-Metro
Death Rates	10-19	1.6	1.1
	20-24	15.2	11.5

MORE INFORMATION

Poison control is available 24/7 at (800) 222-1222

Source: NCHS Vital Statistics System, 2014-2016

To view this on the web, visit:

ChildrensSafetyNetwork.org/infographics/drug-disparities

May 2018

This project is supported by the Health Resources and Services Administration (HRSA) of the U.S. Department of Health and Human Services (HHS) under the Child and Adolescent Injury and Violence Prevention Resource Centers Cooperative Agreement (U49MC28422) for \$1,197,709. This information or content and conclusions are those of the author and should not be construed as the official position or policy of, nor should any endorsements be inferred by HRSA, HHS or the U.S. Government.